

INFO-H-509 XML AND WEB TECHNOLOGIES

Lecture 2: XML and XPath

Stijn Vansummeren

February 14, 2017

LECTURE OUTLINE

Unicode

XML and Namespaces

XPath

UNICODE

UNICODE (1)

- HTML (and XML) files are represented as text files
- A text file is logically a sequence of characters
- But physically a sequence of bytes
- Several mappings from bytes to characters exist:
 - ASCII
 - EBCDIC
 - Unicode

Unicode aims to cover all characters in all past or present written languages. In its current version, Unicode consists of a repertoire of more than 107,000 characters covering 90 scripts

UNICODE (2): CHARACTERS

Definition

A **character** is a symbol that appears in a text

Examples

- letters of the alphabet
- pictograms like ©
- accents

Unicode characters are abstract entities:

- LATIN CAPITAL LETTER A
- LATIN CAPITAL LETTER A WITH RING ABOVE
- HIRAGANA LETTER SA
- RUNIC LETTER THURISAZ THURS THORN

UNICODE (3): GLYPHS

Definition

A **glyph** is a graphical presentation of a character

For instance, the glyph Å represents several characters:

- LATIN CAPITAL LETTER A WITH RING ABOVE
- ANGSTROM SIGN

It can also be described by a **sequence** of characters:

- LATIN CAPITAL LETTER A COMBINING RING ABOVE

Some characters even result in several glyphs

UNICODE (4): CODE POINTS

Definition

Every Unicode character is assigned a unique number between 0 and 1 114 112, called its **code point**

For instance:

- the character HIRAGANA LETTER SA is assigned the code point 12 373
- Code points 0 through 127 coincide with ASCII

Only 107 000 code points in use today

UNICODE (5): CHARACTER ENCODINGS

Definition

A **character encoding** defines how to interpret a sequence of bytes as a sequence of code points

In Unicode:

- bytes are first parsed into fixed-length **code units**
- one or more code units may be required to denote a code point

Example character encodings are UTF-8, UTF-16, UTF-32

UNICODE (6): UTF-8

- Each code unit is a single byte
- Code points is from 1 to 4 code units
- Code Units between 0 and 127 directly represent the corresponding code points (same as ASCII)

Consider the following sequence of 3 bytes

```
0100 0001  0100 0010  0100 0011
```

UNICODE (6): UTF-8

- Each code unit is a single byte
- Code points is from 1 to 4 code units
- Code Units between 0 and 127 directly represent the corresponding code points (same as ASCII)

Consider the following sequence of 3 bytes

	0100 0001	0100 0010	0100 0011
decimal	65	66	67

UNICODE (6): UTF-8

- Each code unit is a single byte
- Code points is from 1 to 4 code units
- Code Units between 0 and 127 directly represent the corresponding code points (same as ASCII)

Consider the following sequence of 3 bytes

	0100 0001	0100 0010	0100 0011
decimal	65	66	67
glyphs	A	B	C

UNICODE (6): UTF-8

- For a code unit > 127 , the bit masks 110XXXXX, 1110XXXX, and 11110XXX are used to indicate that the code point comprises 2, 3, respectively 4 units.
- The remaining units must have bit mask 10XXXXXX

Consider the following sequence of 3 bytes

```
1110 0011  1000 0001  1001 0101
```

UNICODE (6): UTF-8

- For a code unit > 127 , the bit masks 110XXXXX, 1110XXXX, and 11110XXX are used to indicate that the code point comprises 2, 3, respectively 4 units.
- The remaining units must have bit mask 10XXXXXX

Consider the following sequence of 3 bytes

1110 0011 1000 0001 1001 0101

- The first unit indicates that the code point comprises 3 units

UNICODE (6): UTF-8

- For a code unit > 127 , the bit masks 110XXXXX, 1110XXXX, and 11110XXX are used to indicate that the code point comprises 2, 3, respectively 4 units.
- The remaining units must have bit mask 10XXXXXX

Consider the following sequence of 3 bytes

1110 0011 1000 0001 1001 0101

- The first unit indicates that the code point comprises 3 units
- We then interpret the non-bitmask bits of the 3 units as one binary number

0011 0000 0101 0101

UNICODE (6): UTF-8

- For a code unit > 127 , the bit masks 110XXXXX, 1110XXXX, and 11110XXX are used to indicate that the code point comprises 2, 3, respectively 4 units.
- The remaining units must have bit mask 10XXXXXX

Consider the following sequence of 3 bytes

1110 0011 1000 0001 1001 0101

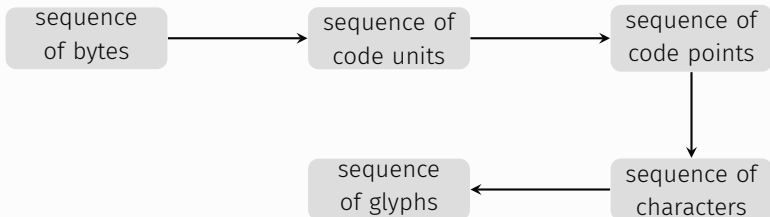
- The first unit indicates that the code point comprises 3 units
- We then interpret the non-bitmask bits of the 3 units as one binary number

0011 0000 0101 0101

- This is 12373 in decimal, the code point for HIRAGANA LETTER SA

UNICODE (7)

The big picture:



Other encodings:

- See book for details on [UTF-16](#) and [UTF-32](#)
- Another popular character encoding is [ISO-8859-1](#) (aka [Latin-1](#)) with only 256 code points. It coincides with ASCII on code points 0-127, but cannot represent general Unicode


```
<meta http-equiv="Content-Type" content="text/html;  
      charset=ISO-8859-1">
```

XML AND NAMESPACES

XML: the eXtensible Markup Language

- In essence a **data exchange** format
- Each application domain is free to chose its own markup tags
- It can also be viewed as a **framework** for defining markup languages
- There is a common set of **generic tools** for processing XML documents
- Developed by **World Wide Web Consortium (W3C)**, standardized in 1998.



By means of
Online demonstration

THE TEXTUAL REPRESENTATION OF XML: SOME KEY POINTS

- Always starts with the [XML Declaration](#)

```
<?xml version="1.1" encoding="UTF-8"?>
```

THE TEXTUAL REPRESENTATION OF XML: SOME KEY POINTS

- Always starts with the **XML Declaration**

```
<?xml version="1.1" encoding="UTF-8"?>
```

- Consists mainly of Element start and end tags

```
<bla ...> ... </bla>
```

- Start and end tags **must match and nest properly!**

OK: <x> <y> </y> </x>

Not OK: </z> <x> <y> </x> </y>

- Short hand for empty elements: <bla/>

THE TEXTUAL REPRESENTATION OF XML: SOME KEY POINTS

- Always starts with the **XML Declaration**

```
<?xml version="1.1" encoding="UTF-8"?>
```

- Consists mainly of Element start and end tags

```
<bla ...> ... </bla>
```

- Start and end tags **must match and nest properly!**

OK: `<x> <y> </y> </x>`

Not OK: `</z> <x> <y> </x> </y>`

- Short hand for empty elements: `<bla/>`

- Attributes: `name="value"` in start tags

THE TEXTUAL REPRESENTATION OF XML: SOME KEY POINTS

- Always starts with the **XML Declaration**

```
<?xml version="1.1" encoding="UTF-8"?>
```

- Consists mainly of Element start and end tags

```
<bla ...> ... </bla>
```

- Start and end tags **must match and nest properly!**

```
OK: <x> <y> </y> </x>
```

```
Not OK: </z> <x> <y> </x> </y>
```

- Short hand for empty elements: `<bla/>`

- Attributes: `name="value"` in start tags
- **Always exactly one root element**

THE TEXTUAL REPRESENTATION OF XML: SOME KEY POINTS

- Always starts with the **XML Declaration**

```
<?xml version="1.1" encoding="UTF-8"?>
```

- Consists mainly of Element start and end tags

```
<bla ...> ... </bla>
```

- Start and end tags **must match and nest properly!**

OK: `<x> <y> </y> </x>`

Not OK: `</z> <x> <y> </x> </y>`

- Short hand for empty elements: `<bla/>`

- Attributes: `name="value"` in start tags
- **Always exactly one root element**

Well-formedness can be checked by tools

- **Comment tags:** allow you to write some meta-information in the XML file. This is normally ignored by all XML processing applications.

```
<!-- bla ->
```

- **Processing instructions:** allow you to specify specific instructions to specific processors. Each has a target and a value.

```
<?target value?>
```

Special characters can be referenced by [character references](#)

- These take the form `&#XXXX;`

```
<bla> Copyright &#169; 2005 </bla>
```

- `<`; and `>`; and `&`; denote `<` and `>` and `&` respectively

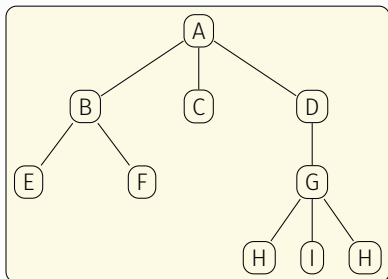
[CDATA](#) sections allow text that doesn't need to be escaped by `<` and `>`

```
<![CDATA[ <this is not a tag> ]]>
```

REFRESH YOUR MEMORY ABOUT TREES

Do you know the following terms?

- node, edge
- root, leaf
- child, parent
- sibling (ordered trees), ancestor, descendant

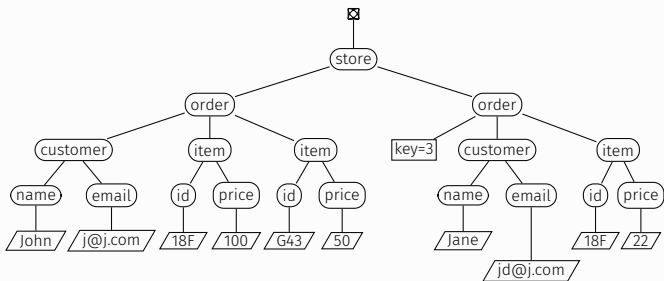


THE XML CONCEPTUAL DATA MODEL: TREES

```
<?xml version="1.1" encoding="UTF-8"?>
<store>
  <order>
    <customer>
      <name>John</name>
      <email>j@j.com</email>
    </customer>
    <item>
      <id> 18F </id>
      <price> 100 </price>
    </item>
    <item>
      <id> G43 </id>
      <price> 50 </price>
    </item>
  </order>
  <order key="3">
    <customer>
      <name>Jane</name>
      <email>jd@j.com</email>
    </customer>
    <item>
      <id> 18F </id>
      <price> 22 </price>
    </item>
  </order>
</store>
```

Conceptually, an XML document is an ordered tree with different types of nodes

- document structure = tree structure
- document data = leaf of tree
- also comment nodes, processing instructions, ... (not shown)



legend

element node

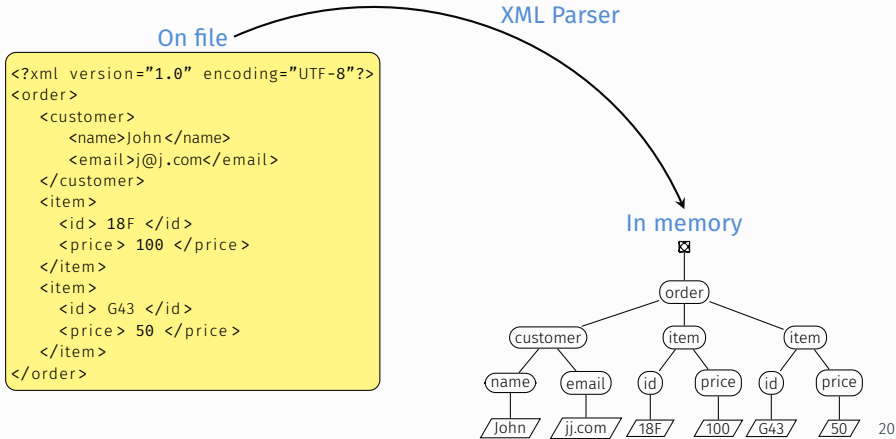
attribute node

text node

THE XML CONCEPTUAL DATA MODEL: CONVERSION

Definition

An XML parser is an algorithm that given the textual XML document, constructs its tree representation



THE XML CONCEPTUAL DATA MODEL: CAUTION!

There are multiple data models for XML:

- XQuery and XPath data model (used here)
- The post-validation infoset
- DOM, JDOM
- ...

We use the XPath data model unless specified otherwise!

EXAMPLE: A RECIPE MARKUP LANGUAGE

```
<?xml version="1.0" encoding="UTF-8"?>
<collection >
  <description>Recipes suggested by Jane Dow</description >

  <recipe id="r117">
    <title >Rhubarb Cobbler</title >
    <date>Wed, 14 Jun 95</date>

    <ingredient name="diced rhubarb" amount="2.5" unit="cup"/>
    <ingredient name="sugar" amount="2" unit="tablespoon"/>
    <ingredient name="fairly ripe banana" amount="2"/>
    <ingredient name="cinnamon" amount="0.25" unit="teaspoon"/>
    <ingredient name="nutmeg" amount="1" unit="dash"/>

    <preparation >
      <step>Combine all and use as cobbler, pie, or crisp.</step>
    </preparation >

    <comment> Rhubarb Cobbler made it with ... </comment>

    <nutrition calories="170" fat="28%"
      carbohydrates="58%" protein="14%"/>
    <related ref="42">Garden Quiche</related >
  </recipe >
</collection >
```


Rough Classification:

- Data-oriented languages (e.g configuration files, CML)
- Document-oriented languages (e.g. XHTML)
- Protocols and programming languages (e.g SOAP, WSDL, XSLT)
- Hybrids

XHTML is the XML version of HTML

- XHTML must be a well-formed XML document (e.g. tags must match and nest properly)
- Ordinary HTML is typically “invalid” and hence renders differently on different browsers.

```
<?xml version="1.0" encoding="UTF-8"?>
<html xmlns="http://www.w3.org/1999/xhtml">
  <head><title >Hello world!</title ></head>
  <body>
    <h1>This is a heading</h1>
    This is some text.
  </body>
</html>
```

EXAMPLE: CHEMICAL MARKUP LANGUAGE CML

```
<?xml version="1.0" encoding="UTF-8"?>
<molecule id="METHANOL">
  <atomArray>
    <stringArray builtin="id">a1 a2 a3 a4 a5 a6</stringArray>
    <stringArray builtin="elementType">C O H H H H</stringArray>
    <floatArray builtin="x3" units="pm">
      -0.748 0.558 ...
    </floatArray>
    <floatArray builtin="y3" units="pm">
      -0.015 0.420 ...
    </floatArray>
    <floatArray builtin="z3" units="pm">
      0.024 -0.278 ...
    </floatArray>
  </atomArray>
</molecule>
```

EXAMPLE: EBXML

```
<?xml version="1.0" encoding="UTF-8"?>
<MultiPartyCollaboration name="DropShip">
  <BusinessPartnerRole name="Customer">
    <Performs initiatingRole="//binaryCollaboration[@name="Firm Order"]/
      InitiatingRole[@name="buyer"]' />
  </BusinessPartnerRole >
  <BusinessPartnerRole name="Retailer">
    <Performs respondingRole="//binaryCollaboration[@name="Firm Order"]/
      RespondingRole[@name="seller"]' />
    <Performs initiatingRole="//binaryCollaboration[...]/
      InitiatingRole[@name="buyer"]' />
  </BusinessPartnerRole >
  <BusinessPartnerRole name="DropShip Vendor">
    ...
  </BusinessPartnerRole >
</MultiPartyCollaboration >
```

EXAMPLE: THML

```
<?xml version="1.0" encoding="UTF-8"?>
<h3 class="s05" id="One.2.p0.2">Having a Humble Opinion of Self</h3>
<p class="First" id="One.2.p0.3">EVERY man naturally desires knowledge
  <note place="foot" id="One.2.p0.4">
    <p class="Footnote" id="One.2.p0.5"><added id="One.2.p0.6">
      <name id="One.2.p0.7">Aristotle</name>, Metaphysics, i. 1.
    </added></p>
  </note>;
  but what good is knowledge without fear of God? Indeed a humble
  rustic who serves God is better than a proud intellectual who
  neglects his soul to study the course of the stars.
  <added id="One.2.p0.8"><note place="foot" id="One.2.p0.9">
    <p class="Footnote" id="One.2.p0.10">
      Augustine, Confessions V. 4.
    </p>
  </note></added>
</p>
```

XML NAMESPACES (1): MOTIVATION

Consider an XML language for widgets. The `<info>` element contains information in XHTML markup.

```
<widget type="gadget">
  <head size="medium"/>
  <big><subwidget ref="gizmo"/></big>
  <info>
    <head>
      <title>Description of gadget</title>
    </head>
    <body>
      <h1>Gadget</h1>
      A gadget contains a big gizmo
    </body>
  </info>
</widget>
```

XML NAMESPACES (1): MOTIVATION

Consider an XML language for widgets. The `<info>` element contains information in XHTML markup.



```
<widget type="gadget">
  <head size="medium"/>
  <big><subwidget ref="gizmo"/></big>
  <info>
    <head>
      <title>Description of gadget</title>
    </head>
    <body>
      <h1>Gadget</h1>
      A gadget contains a big gizmo
    </body>
  </info>
</widget>
```

XML NAMESPACES (1): MOTIVATION

Consider an XML language for widgets. The `<info>` element contains information in XHTML markup.



```
<widget type="gadget">
  <head size="medium"/>
  <big><subwidget ref="gizmo"/></big>
  <info>
    <head>
      <title>Description of gadget</title>
    </head>
    <body>
      <h1>Gadget</h1>
      A gadget contains a big gizmo
    </body>
  </info>
</widget>
```

- When combining languages, **element names may become ambiguous**
- A general solution?

XML NAMESPACES (2): THE IDEA

- Assign a URI to every (sub-)language
e.g. `http://www.w3.org/1999/xhtml` for XHTML 1.0
- Qualify element names with URIs:
`{http://www.w3.org/1999/xhtml}head`

XML NAMESPACES (3): ACTUAL SOLUTION

Namespace declarations bind URIs to **prefixes**

```
<... xmlns:foo="http://www.w3.org/TR/xhtml1">  
  ...  
  <foo:head>...</foo:head>  
  ...  
</...>
```

- Lexical scope
- Default namespace (no prefix) declared with xmlns="..."
- Attribute names can also be prefixed

XML NAMESPACES (4): EXAMPLE

Namespace declarations bind URIs to **prefixes**

```
<widget type="gadget" xmlns="http://www.widget.inc">
  <head size="medium"/>
  <big><subwidget ref="gizmo"/></big>
  <info xmlns:xhtml="http://www.w3.org/TR/xhtml1">
    <xhtml:head>
      <xhtml:title>Description of gadget</xhtml:title>
    </xhtml:head>
    <xhtml:body>
      <xhtml:h1>Gadget</xhtml:h1>
      A gadget contains a big gizmo
    </xhtml:body>
  </info>
</widget>
```

Namespace map: for each element, maps prefixes to URIs

XPATH

WHAT IS XPATH?

XPath is:

- A flexible notation for **navigating** in trees
- Widely used as a basic component in many XML-related standards:
 - XML Schema: **uniqueness** and **scope**
 - XSLT & XQuery: **pattern matching, selection** and **value computation**
 - XLink & XPointer: **document relationships**

XPath has two versions:

- version 1.0 (limited to location paths)
- version 2.0 (also explained here)

Definition

The basic building block of XPath expressions is the **location path**, which consists of a sequence of **location steps** separated by `/`.

Example location path:

```
descendant::C / child::E[attribute::id] / child::F
```

Definition

The basic building block of XPath expressions is the **location path**, which consists of a sequence of **location steps** separated by `/`.

Example location path:

`descendant::C` / `child::E[attribute::id]` / `child::F`

location step

location step

location step

Definition

A **location step** consists of

- an **axis**
- a **nodetest**
- (optionally) some **predicates**

with the following general syntax

$$\text{axis} :: \text{nodetest} [\text{exp1}] [\text{exp2}] \dots$$

Examples:

- `child::rcp:ingredient`
- `child::rcp:recipe[attribute::id='117']`
- `attribute::amount`

EVALUATING A LOCATION PATH

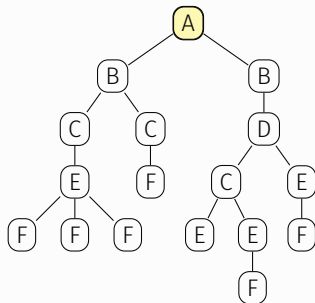
- Semantically, each step **maps a context node into a sequence**
- This is easily extended to map sequences of nodes to sequences of nodes
 - each node in the input sequence serves as a context node
 - and is replaced with the result of applying the step
- The path then applies each step in return

EVALUATING A LOCATION PATH

- Semantically, each step **maps a context node into a sequence**
- This is easily extended to map sequences of nodes to sequences of nodes
 - each node in the input sequence serves as a context node
 - and is replaced with the result of applying the step
- The path then applies each step in return

Example:

Start with **context** node

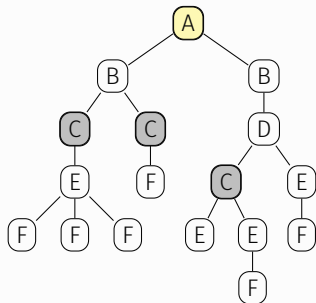


EVALUATING A LOCATION PATH

- Semantically, each step **maps a context node into a sequence**
- This is easily extended to map sequences of nodes to sequences of nodes
 - each node in the input sequence serves as a context node
 - and is replaced with the result of applying the step
- The path then applies each step in return

Example:

descendant::C

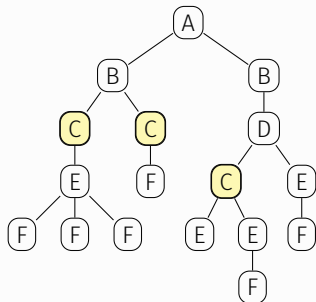


EVALUATING A LOCATION PATH

- Semantically, each step **maps a context node into a sequence**
- This is easily extended to map sequences of nodes to sequences of nodes
 - each node in the input sequence serves as a context node
 - and is replaced with the result of applying the step
- The path then applies each step in return

Example:

descendant::C/child::E

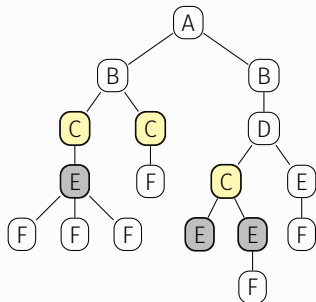


EVALUATING A LOCATION PATH

- Semantically, each step **maps a context node into a sequence**
- This is easily extended to map sequences of nodes to sequences of nodes
 - each node in the input sequence serves as a context node
 - and is replaced with the result of applying the step
- The path then applies each step in return

Example:

descendant::C/child::E

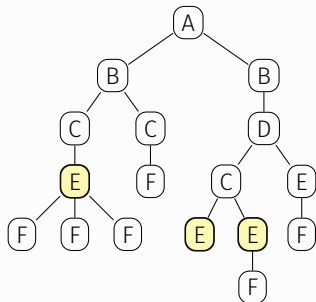


EVALUATING A LOCATION PATH

- Semantically, each step **maps a context node into a sequence**
- This is easily extended to map sequences of nodes to sequences of nodes
 - each node in the input sequence serves as a context node
 - and is replaced with the result of applying the step
- The path then applies each step in return

Example:

descendant::C/child::E/child::F

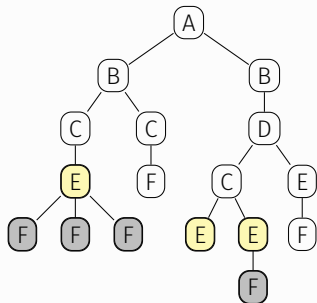


EVALUATING A LOCATION PATH

- Semantically, each step **maps a context node into a sequence**
- This is easily extended to map sequences of nodes to sequences of nodes
 - each node in the input sequence serves as a context node
 - and is replaced with the result of applying the step
- The path then applies each step in return

Example:

descendant::C/child::E/child::F



EVALUATING A SINGLE LOCATION STEP (2)

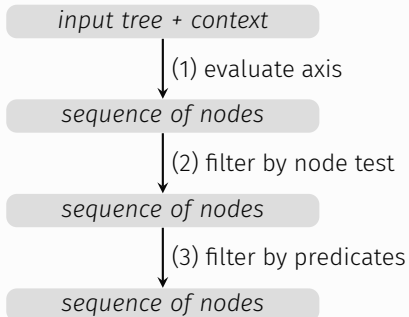
Definition

The **context** of an XPath expression consists of 6 components:

- a **context node** (a node in the XML tree)
 - a context **position** and **size** (two natural numbers)
 - a set of **variable bindings**
 - a **function library** (depends on the implementation)
 - a set of **namespace declarations** (mapping prefixes to namespace URIs)
-
- The application determines the initial context
 - If the path starts with '/' then
 - the initial context node is the root
 - the initial position and size are 1

EVALUATING LOCATION STEPS (3)

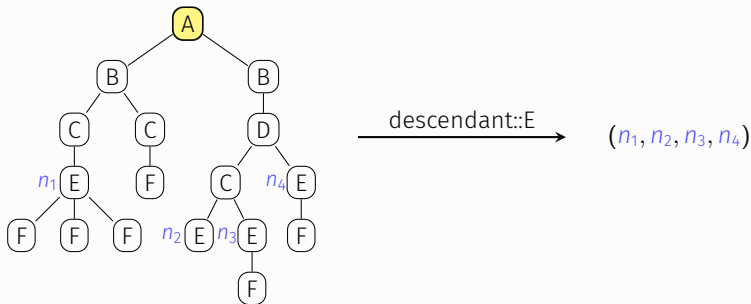
To evaluate *axis* :: *nodetest* [*exp1*] [*exp2*]:



THE ORDER OF NODES IN THE RESULTING SEQUENCE

Definition

- The **document order** of an XML tree is the order in which node m occurs before node n if the open tag of m occurs before the open tag of n in the corresponding text representation.
- The result of a location step and path is always sorted in **document order**, with duplicate nodes removed.



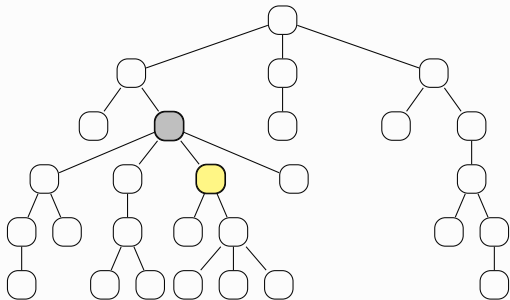
Remember:

- An axis is evaluated relative to the **context node**
- And evaluates to a sequence of nodes

XPath supports 12 different axes

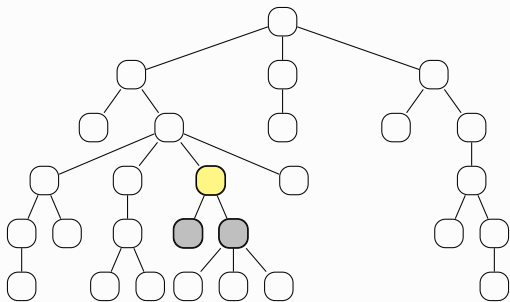
- child
- descendant
- parent
- ancestor
- following-sibling
- preceding-sibling
- attribute
- following
- preceding
- self
- descendant-or-self
- ancestor-or-self

EVALUATING THE AXIS (1): THE PARENT AXIS



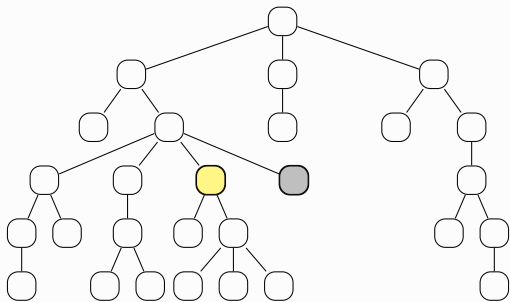
- Selects the unique parent node of the context node.
- Returns the empty sequence if the context node is the root.

EVALUATING THE AXIS (2): THE CHILD AXIS



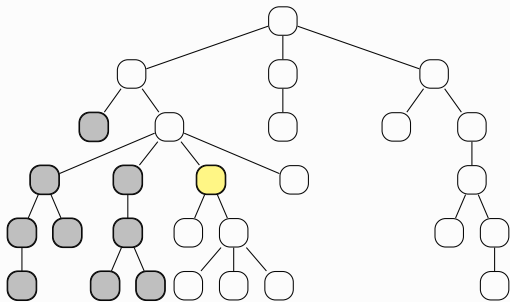
- Selects all children **excluding attributes**

EVALUATING THE AXIS (5): THE FOLLOWING-SIBLING AXIS



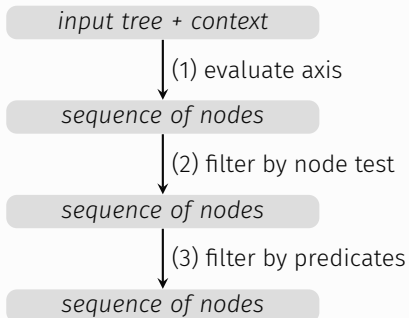
- Returns the right-hand siblings of the context node excluding attributes. It returns the empty sequence if the context node is an attribute.

EVALUATING THE AXIS (8): THE PRECEDING AXIS



- Returns all nodes appearing strictly earlier in document order, but excluding ancestors and attribute nodes.

To evaluate *axis* :: *nodetest* [*exp1*] [*exp2*]:



NODE TESTS

The **node test** in a location path takes as input the sequence computed by the location step, and further selects from this sequence all nodes that satisfy the test.

In particular

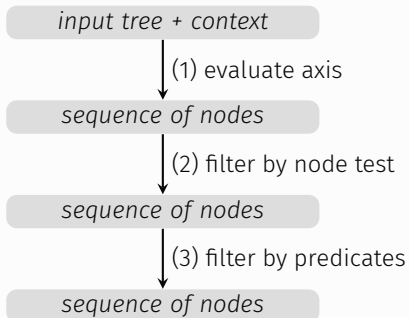
- `text()` selects all text nodes in the sequence
- `comment()` selects all comment nodes
- `processing-instruction()` selects all processing instruction nodes
- `node()` select all nodes
- `*` selects all element nodes, except when it is used after an **attribute** axis, in which case it selects all attribute nodes
- `name` selects all nodes with the given name (must be a Qualified Name, or QName for short). **Text nodes do not have a name!**
- `*:localname` selects the nodes with the given name in any namespace
- `prefix:*` selects nodes as `*`, but only those in the given namespace.

QUIZ

What does location step `child::hi` select in the following document when evaluated from the root?

```
<bla>  
  <hi/> hi  
</bla>
```

To evaluate *axis* :: *nodetest* [*exp1*] [*exp2*]:



PREDICATES

- The **predicates** in a location path take as input the sequence computed by the node test. For each node in that sequence, the predicate is evaluated (using the current node as context node). The result is coerced into a boolean:
 - a number yields **true** if it equals the context position
 - a string yields **true** if it is nonempty
 - a sequence yields **true** if it is nonemptyAll nodes that returned **true** are kept, the rest is discarded.
- A predicate can be any XPath expression (see later), it need not be a location step

Examples

- `/descendant::recipe[descendant::ingredient]`
- `/descendant::ingredient[attribute::name='sugar']`
- `/descendant::recipe[descendant::ingredient[attribute::name='sugar']]`
- `/descendant::recipe[4]`
- `/descendant::recipe[position()=4][position()=1]`

A NOTE ABOUT AXES DIRECTIONS

Each XPath axis has a direction

- A **forward direction** means that the input sequence is filtered in document order:
 - child, descendant, following-sibling, following, self, descendant-or-self
- A **backward direction** means that the input sequence is filtered in reverse document order:
 - parent, ancestor, preceding-sibling, preceding
- Attribute nodes are considered to be **unordered**. Therefore, the order in which the nodes in the sequence resulting from the **attribute** axis are filtered is implementation-dependent, but **stable**

Example:

- `child::node()[position()=2]` returns the second child
- `ancestor::node()[position()=2]` returns the grand-parent (the parent has position 1, the grand-parent position 2, and so on ...)

XPath has an abbreviated syntax

- Child is the default axis, so `/child::rcp:recipe` is equivalent to `/rcp:recipe`
- The **attribute** axis may be replaced by the `@` character
- The fragment `descendant-or-self::node()` may be replaced by `//`
- The fragment `self::node()` may be replaced by `.`
- The fragment `parent::node()` may be replaced by `..`

XPath has an abbreviated syntax

- Child is the default axis, so `/child::rcp:recipe` is equivalent to `/rcp:recipe`
- The **attribute** axis may be replaced by the `@` character
- The fragment `descendant-or-self::node()` may be replaced by `//`
- The fragment `self::node()` may be replaced by `.`
- The fragment `parent::node()` may be replaced by `..`

What is the unabbreviated syntax for the following expression?

```
//rcp:nutrition[@calories=349]/..//rcp:title/text()
```

A general XPath expression evaluates to a sequence of **items**, where each item is either an node or an **atomic value**

Atomic values may be:

- numbers
- booleans
- Unicode strings
- or one of the other datatypes defined in **XML Schema** (see later)

And we already know that each node has an identity

Examples:

- 42
- 3.1415
- 6.022E13
- 'XPath is a lot of fun'
- "XPath is a lot of fun"
- 'The cat said "Meow!"'
- "The cat said ""Meow!"""
- "XPath is just
so much fun"

Examples:

- $42 + 34$
- $42 - 34$
- $3.1415 * 5$
- $3.1415 \text{ div } 5$
- $42 \text{ idiv } 34$
- $42 \text{ mod } 3$

Operators are generalized to sequences

- If any argument is empty, the result is empty
- If all argument are singleton sequences of numbers, the operation is performed
- Otherwise, a runtime error occurs

Examples:

- `$foo`
- `$bar:foo`

Variables are set in the context

- Can be set by the application before running the xpath expression ([input variables](#))
- But variables can also be bound by the XPath for-expression (see later)

Careful!

- `$foo-17` refers to the variable “foo-17”
- To subtract 17 from the value of variable “foo”, we write `($foo)-17`, `$foo-17`, or `$foo+-17`

Operators are generalized to sequences

- The `'` operator concatenates sequences
- Integer ranges are constructed with `'to'`
- Sequences containing only nodes can be combined using the set operators `union`, `intersect`, `except`. The result is always sorted in document order, and duplicate-free.
- Sequences are always flattened

The following expressions all give the same result:

- `(1, (2,3,4), ((5)), (), (((6,7))), 8,9))`
- `1 to 9`
- `1,2,3,4,5,6,7,8,9`

GENERAL EXPRESSIONS: FUNCTIONS

- XPath has an extensive function library
- Default namespace for functions:
<http://www.w3.org/2006/xpath-functions>
- 106 functions are required
- More functions with the namespace:
<http://www.w3.org/2001/XMLSchema>
- See book for pages 78-81 for useful standard functions

Example

- calling a function with 4 arguments: `fn:avg(1,2,3,4)`
- calling a function with 1 argument: `fn:avg((1,2,3,4))`

GENERAL EXPRESSIONS: PATH EXPRESSIONS

- Location Paths are expressions
- They may start from arbitrary sequences that contain only nodes
 - evaluate the path for each node in the sequence
 - using the current node as context node
 - context position and size are taken from the sequence
 - the results are combined in document order

Example:

- `(fn:doc("veggie.xml"), fn:doc("bbq.xml"))//rcp:title`

(For multiple documents, the document order between nodes in different documents is implementation-dependent, but stable).

GENERAL EXPRESSIONS: FILTER EXPRESSIONS

- Predicates are generalized to **arbitrary** sequences
- The expression '.' is the **context item**

Example (what is the result?):

- `(10 to 40)[. mod 5 = 0 and position(>20]`

GENERAL EXPRESSIONS: VALUE COMPARISON

- Operators `eq`, `ne`, `lt`, `le`, `gt`, `ge`
- Used on atomic values
- when applied to an arbitrary values:
 - `atomize`
 - if either argument is empty, the result is empty
 - if either has `length > 1`, raise runtime error (`error in book`)
 - if incomparable (e.g. string comparison with float), raise runtime error
 - otherwise, compare the two atomic values

Examples:

- `8 eq 4+4`
- `(//rcp:ingredient)[1]/@name eq "beef cube steak"`

Definition

Atomization is the process of transforming an **arbitrary** sequence into a sequence of atomic values.

- Each node is replaced by its atomized value
- For element nodes, the atomized value is the concatenation of the content of all descendant text nodes (in document order)
- For other nodes, the atomized value is the obvious string

GENERAL EXPRESSIONS: GENERALIZED COMPARISON

- Operators =, !=, <, <=, >, >=
- Used on **arbitrary values**:
 - **atomize**
 - if either argument is empty, the result is empty
 - if there exists two atomic values, one from each atomized argument, whose comparison holds, the result is true
 - otherwise, the result is false
- So, this is an **existential** semantics!

Examples:

- $8 = 4+4$
- $(1,2) = (2,4)$
- `//rcp:ingredient/@name = "salt"`

GENERAL EXPRESSIONS: NODE COMPARISON

- Operators `is`, `«`, `»`,
- Used to compare nodes on **identity** and **document order**
- When applied to **arbitrary values**:
 - if either argument is empty, the result is empty
 - if both are singleton nodes, the nodes are compared
 - otherwise, a runtime error is raised

Examples:

- `(//rcp:recipe)[2] is //rcp:recipe[rcp:title eq "Ricotta Pie"]`
- `/rcp:collection « (//rcp:recipe)[4]`
- `(//rcp:recipe)[4] » (//rcp:recipe)[3]`

What is the result of the following comparisons?

- `((//rcp:ingredient)[40]/@name, (//rcp:ingredient)[40]/@amount) eq ((//rcp:ingredient)[53]/@name, (//rcp:ingredient)[53]/@amount)`
- `((//rcp:ingredient)[40]/@name, (//rcp:ingredient)[40]/@amount) = ((//rcp:ingredient)[53]/@name, (//rcp:ingredient)[53]/@amount)`
- `((//rcp:ingredient)[40]/@name, (//rcp:ingredient)[40]/@amount) is ((//rcp:ingredient)[53]/@name, (//rcp:ingredient)[53]/@amount)`

BE CAREFUL ABOUT COMPARISONS (2)

XPath violates most algebraic laws of equality

- Reflexivity:
 $() = ()$ yields `false`
- Transitivity:
 $(1,2) = (2,3)$ and $(2,3) = (3,4)$, but not $(1,2) = (3,4)$
- Anti-symmetry:
 $(1,4) \leq (2,3)$ and $(2,3) \leq (1,4)$ but not $(1,2) = (3,4)$
- Negation:
both $(1) \neq ()$ and $(1) = ()$ yield `false`

- Operators `and`, `or`, `not`,
- Arguments are interpreted as `false` if
 - the boolean `false`
 - the empty sequence
 - the empty string
 - the number zero
- Constants using functions `true()` and `false()`

Example:

- `(//rqp:recipe) and //ingredient[4]/@quantity`

GENERAL EXPRESSIONS: FOR EXPRESSIONS

General form `for $var in $expr_1$ return $expr_2$`

- evaluates $expr_1$ to a sequence
- for each item in that sequence evaluate $expr_2$ with var bound to the current item
- concatenates the resulting sequences

Examples:

- `for $r in //rcp:recipe return
fn:count($r//rcp:ingredient[fn:not(rcp:ingredient)])`
- `for $i in (1 to 5)
 for $j in (1 to $i)
 return $j`

Example:

- `fn:avg(`
 `for $r in //rcp:ingredient return`
 `if ($r/@unit = "cup")`
 `then xs:double($r/@amount) * 237`
 `else if ($r/@unit = "teaspoon")`
 `then xs:double($r/@amount) * 5`
 `else if ($r/@unit = "tablespoon")`
 `then xs:double($r/@amount) * 15`
 `else ()`
 `)`

Example:

- some `$r in //rcp:ingredient satisfies $r/@name eq "sugar"`
- every `$r in //rcp:recipy satisfies $r/@name neq "cake"`

XPATH 1.0 RESTRICTIONS

- Many implementations only support XPath 1.0
- Smaller function library
- Implicit casts of values
- Some expressions change semantics:
 "4" < "4.0"
is false in XPath 1.0 but true in XPath 2.0